

www.tyogg.com



TYT STEEL GROUP
TIANJIN HUILAI INTERNATIONAL TRADE CO.,LTD.
天津汇来国际贸易有限公司



TYT STEEL

天津市天应泰钢管 TIANJIN TIAN YING TAI (TYT) STEEL PIPE CO.,LTD.
天津汇来国际 TIANJIN HUILAI INTERNATIONAL TRADE CO.,LTD.

地址：天津市静海区大邱庄镇陈大公路东500米
ADD: DAQIUZHUANG VILLAGE, JINGHAI COUNTY, TIANJIN, P.R. CHINA
电话/TEL: +86-022-23778017-602/603/604/608/610
传真/FAX: +86-022-83717017-611
邮箱/E-mail: info@tyogg.com
网址/WEB: www.tyogg.com

SCAFFOLDS AND ACCESSORIES

High-quality strategy
Leading the development of industry 实施精品战略 引领行业发展

Honor Business, Honor Heart



Catalogue

型录索引

- Company Profile.....1-2
企业介绍
- Workshop.....3-4
车间一角
- Laboratory & Test Center5-6
实验检测中心
- Steel Prop.....7-8
钢支撑
- Frame Scaffolding.....9-10
门式脚手架
- Ringlock Scaffolding.....11-14
圆盘式脚手架
- Cuplock Scaffolding..15-16
碗扣式脚手架
- Kwikstage Scaffolding17-18
澳星脚手架
- Stairs & Steel Plank.....19-20
踏步梯及钢踏板
- Adjustable Jack Base & Accessories.....21-22
可调式底座及脚手架配件
- Fitting.....23-24
配件
- Packing & Container Loading.....25-26
打包与装箱



Company Profile

TIANJIN HUILAI INTERNATIONAL TRADE CO.,LTD IS ONE OF SUBSIDIARIES COMPANY OF TIANJIN TIAN' YING' TAI (TYT) STEEL GROUP. WE SPECIFIZE IN SUPPLYING SCAFFOLD SYSTEMS AND COMPONENTS RELATED FORE YEARS. HUILAI HAS ALWAYS STRIVED TO SET AND MANTAIN THE HIGHEST STANDARD IN SAFETY AND SUPPLY OF THE QUALIFIED PRODUCTS. OUR PRODUCTS ARE EXPORTED TO MORE THAN 40 COUNTRIES, INCLUDING ASIA, EUROPEAN, AUSTRALIA, AND AMERICA. WE AIM TO PROVIDE COST EFFECTIVE SOLUTION,S TAKING INTO CONSIDERATION ALL ASPECTS OF YOUR PROJECTS REQUIREMENTS INCLUDING LOGISTIC. THE STANDARDS WE CAN MATCH IN PRODUCTION ARE EN1065, EN12810, EN74,BS1139 AND AS/NZS 1576/1577 ETC OR WE OFFER THE SPECIFIC ONE ACCORDING TO YOUR LAYOUT.

WE HONOR OUR BUSINESS AND HONOR YOUR TRUST.



天津汇来国际贸易有限公司隶属于天应泰集团，多年经营脚手架产品及其配件，集产品研发，生产和制造的一站式服务，产品出口至东南亚，欧洲，澳洲，美洲和中东的40多个国家及地区。目前我们可以为客户提供满足标准EN1065, EN12810, EN74, BS1139, AS/NZS157/1577的各种脚手架产品。

为了保证产品在使用过程中的安全和耐用性，我们一直专注质量，完善实验措施和设备，加强细节工序，不断的提升自身品牌，同时也赢得了越来越多客户的认可和信任。我们愿与客户同心，共创辉煌。



天应泰集团
TIANJIN HUILAI INTERNATIONAL

车间一角
Workshop





天应泰集团
TIANJIN HUILAI INTERNATIONAL

实验检测中心
Laboratory & Test Center

We have our own physical and chemical test center with advanced experimental equipments. We pay attention to train technicians and improve the accuracy. High standard testing ensures our high quality products, and we are responsible for the trust of customers.

我们拥有自己的理化检测中心，拥有先进的实验检测设备，我们注重检验技术人员的培养。高标准的实验检测确保我们高质量的产品，我们为客户的信任负责！



JBDW-300Y微机控制全自动低温冲击试验机
JBDW-300Y microcomputer control automatic temperature impact testing machine



JBDW-300Y微机控制全自动低温冲击试验机
JBDW-300Y microcomputer control automatic temperature impact testing machine



化学检测室
Chemical measure



金相制样机
Metallographic prototype



DF-200光电直读光谱分析仪
DF-200 photoelectric direct reading spectrometer



HV-30 型维氏硬度计
HV-30 Vickers hardness tester



WDW-100微机控制电子抗压试验机
WDW-100 computer-controlled electronic compression testing machine



Adjustable Steel Prop
(Light duty prop-spanish prop) 西班牙式支撑

最小高度 Min Height	最大高度 Max Height	内管直径 Inner Tube	外管直径 Outer Tube	壁厚 Tube Thk
0.6m	1.1m	40mm	48mm	1.4-2.5mm
0.8m	1.4m	40mm	48mm	1.4-2.5mm
1.6m	2.9m	40mm	48mm	1.4-2.5mm
1.8m	3.2m	40mm	48mm	1.4-2.5mm
2.0m	3.6m	40mm	48mm	1.4-2.5mm
2.2m	4.0m	40mm	48mm	1.4-2.5mm

Adjustable Steel Prop
(Light duty prop-Italian prop) 意大利式支撑

最小高度 Min Height	最大高度 Max Height	内管直径 Inner Tube	外管直径 Outer Tube	壁厚 Tube Thk
1.6m	2.9m	48mm	56mm	1.4-2.5mm
1.8m	3.2m	48mm	56mm	1.4-2.5mm
2.0m	3.5m	48mm	56mm	1.4-2.5mm
2.0m	3.6m	48mm	56mm	1.4-2.5mm
2.2m	4.0m	48mm	56mm	1.4-2.5mm



Adjustable Steel Prop
(heavy duty prop-Middle east prop) 中东和德式支撑

最小高度 Min Height	最大高度 Max Height	内管直径 Inner Tube	外管直径 Outer Tube	壁厚 Tube Thk
1.6m	2.9m	48mm	60mm	1.4-4.0mm
1.8m	3.2m	48mm	60mm	1.4-4.0mm
2.0m	3.5m	48mm	60mm	1.4-4.0mm
2.0m	3.6m	48mm	60mm	1.4-4.0mm
2.2m	4.0m	48mm	60mm	1.4-4.0mm
3.0m	5.0m	48mm	60mm	1.4-4.0mm
3.5m	6.0m	48mm	60mm	1.4-4.0mm

Push-pull Prop
(Can be customized accordingly) 斜拉式支撑

最小高度 Min Height	最大高度 Max Height	内管直径 Inner Tube	外管直径 Outer Tube	壁厚 Tube Thk
1.6m	2.9m	48mm	60mm	1.4-4.0mm
1.8m	3.2m	48mm	60mm	1.4-4.0mm
2.0m	3.5m	48mm	60mm	1.4-4.0mm
2.0m	3.6m	48mm	60mm	1.4-4.0mm
2.2m	4.0m	48mm	60mm	1.4-4.0mm
3.0m	5.0m	48mm	60mm	1.4-4.0mm
3.5m	6.0m	48mm	60mm	1.4-4.0mm



Tripod*(Can be customized accordingly)* 三脚架

6.8kg	7.45kg	8.4kg
-------	--------	-------





Frame scaffolding is one of the most widely used scaffolding. Frame scaffolding has a simple disassembly, good bearing performance, safety and reliability.


Frame scaffolding main applications:

1. For the top branch building, halls, bridges, viaducts, tunnels and other formwork support within the top.
2. As the row grid scaffolding along inside and outside of tall buildings.
3. For mobile work platform of electrical installation, water craft built and other renovation works.
4. For temporary dormitory, warehouse or sheds.
5. For the erection of temporary grandstands and bleachers.

门式脚手架是建筑用脚手架中应用最广泛的脚手架之一，具有拆装简单、承载性好、使用安全可靠等优点。

门式脚手架主要应用：

1. 门式脚手架广泛用于楼宇、厅堂、桥梁、高架桥、隧道等模板内支顶。
2. 作高层建筑的内外排栅脚手架。
3. 用于机电安装、船体修造及其它装修工程的活动工作平台。
4. 用于临时工地宿舍、仓库或公棚。
5. 用于搭设临时的观礼台和看台。



Frame / 门式门架




Ladder type frame / 梯式门架



Frame Scaffolding 门式脚手架

类别 Classification	名称 Description	规格 Specifications	理论重量 Theoretical Weight	材质 Material	表面处理 Surface
门架 Frame	Portal frame 门式门架	1219×1524	10.5kg	Q235	喷塑 电镀锌 热镀锌 预镀锌 Powder coating Electro-galvanized Hot Dip Galvanized Pre-galvanized
	Portal frame 门式门架	1219×1700	12.5kg	Q235	
	Portal frame 门式门架	1219×1930	13.6kg	Q235	
	Ladder type frame 梯式门架	1219×914	6.7kg	Q235	
	Ladder type frame 梯式门架	1219×1524	11.2kg	Q235	
	Ladder type frame 梯式门架	1219×1700	12.3kg	Q235	
	Ladder type frame 梯式门架	1219×1930	14.6kg	Q235	

类别 Classification	名称 Description	规格 Specifications	理论重量 Theoretical Weight	材质 Material	表面处理 Surface
斜拉杆 Cross Brace		21×1.4×1363	1.9kg	Q235	喷塑、电镀锌 热镀锌、预镀锌 Powder coating Electro-galvanized Hot Dip Galvanized Pre-galvanized
		21×1.4×1724	2.35kg	Q235	
		21×1.4×1928	2.67kg	Q235	
		21×1.4×2198	3kg	Q235	

圆盘式脚手架 Ringlock Scaffolding



Ringlock scaffolding is a new type of scaffolding, widely used in elevated bridge construction, tunnel construction, plant, elevated water towers, power plants, oil refineries, span scaffolding, storage shelves, interior decoration, stage erection, sports bleachers and other projects.

圆盘式脚手架是一种新型脚手架，广泛应用于高架桥梁工程、隧道工程、厂房、高架水塔、发电厂、炼油厂、跨度棚架、仓储货架、室内外装修、舞台搭设、体育比赛看台等工程。



The wedge is simply slid over the Rosette Ring.
擦头简单的插进圆盘



The wedge is inserted into one of the recesses
用锁头锁住其中一个孔



A hammer blow on the wedge transform the positive connection into a non-positive one.
用锤子敲紧锁头



Safely and repeated benefit
更安全，更长久



Conveniently for construction efficiently, shorter project time
施工便捷、高效、节省工期



Save material
节省材料



Economic and innovative serve
更经济、更新颖



Zero maintenance and hold on to work
无需保养，时刻待用





Vertical Standard 立杆

类别 Classification	名称 Description	规格 Specifications	理论重量 (3.25为例) Theoretical Weight	材质 Material	表面处理 Surface
立杆 Standard	0.5m	φ48.3×(3.0-4.0)×500	2.25kg	S355JR/S235JR	喷塑 电镀 热镀锌 Powder coating Electro-galvanized Hot Dip Galvanized
	1m	φ48.3×(3.0-4.0)×1000	4.51kg	S355JR/S235JR	
	1.5m	φ48.3×(3.0-4.0)×1500	6.76kg	S355JR/S235JR	
	2.0m	φ48.3×(3.0-4.0)×2000	9.02kg	S355JR/S235JR	
	2.5m	φ48.3×(3.0-4.0)×2500	11.27kg	S355JR/S235JR	
	3.0m	φ48.3×(3.0-4.0)×3000	13.53kg	S355JR/S235JR	
	连接棒 Joint	φ38×4.0×270	0.9kg	S235JR	

Horizontal Ledger 横杆

类别 Classification	名称 Description	规格 Specifications	理论重量 (3.25为例) Theoretical Weight	材质 Material	表面处理 Surface
水平杆 Ledger	1.0m	φ48.3×(3.0-3.5)×951.7	4.67kg	S355JR/S235JR	喷塑 电镀 热镀锌 Powder coating Electro-galvanized Hot Dip Galvanized
	1.2m	φ48.3×(3.0-4.0)×1151.7	5.39kg	S355JR/S235JR	
	1.5m	φ48.3×(3.0-4.0)×1451.7	6.47kg	S355JR/S235JR	
	1.8m	φ48.3×(3.0-4.0)×1751.7	7.56kg	S355JR/S235JR	
	2.0m	φ48.3×(3.0-4.0)×1951.7	8.28kg	S355JR/S235JR	
	2.5m	φ48.3×(3.0-4.0)×2451.7	10kg	S355JR/S235JR	



Diagonal Brace 斜拉杆

类别 Classification	名称 Description	规格 Specifications	理论重量 (3.25为例) Theoretical Weight	材质 Material	表面处理 Surface
斜拉杆 Diagonal Brace	1.2×1.5m	φ48.3×(2.0-3.5)×1858	8.16kg	S235JR	喷塑 电镀 热镀锌 Powder coating Electro-galvanized Hot Dip Galvanized
	1.5×1.5m	φ48.3×(2.0-3.5)×2042	8.82kg	S235JR	
	1.8×1.5m	φ48.3×(2.0-3.5)×2250	9.58kg	S235JR	
	2.0×2.0m	φ48.3×(2.0-3.5)×2401	10.12kg	S235JR	
	2.5×2.0m	φ48.3×(2.0-3.5)×2804	11.56kg	S235JR	

Base Collar 连接基座

类别 Classification	名称 Description	规格 Specifications	理论重量 (3.25为例) Theoretical Weight	材质 Material	表面处理 Surface
连接基座 Base Collar	标准基座	φ48.3×(3.0-3.5)×300	1.65kg	S235JR	电镀、热镀锌 Electro-galvanized Hot Dip Galvanized



Side Bracket 圆盘三脚架

类别 Classification	名称 Description	规格 Specifications	理论重量 Theoretical Weight	材质 Material	表面处理 Surface
圆盘三脚架 Side Bracket	圆盘三脚架	φ48.3×2.3×680	6kg	S235JR	电镀、热镀锌 Electro-galvanized Hot Dip Galvanized

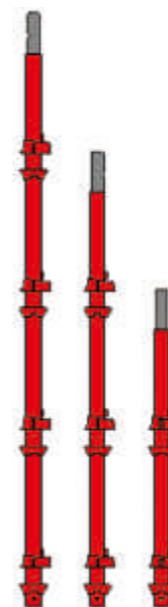


Cuplock scaffolding system is one kind of new spigot steel pipe scaffolding. Scaffolding with creative tooth bowl joints can be stitched fast under lower intensity of labor & higher efficiency of operation. Cuplock scaffolding consists of adapter of cuplock, standard, ledger, diagonal brace, top support and other supporting components composition. its advantages: stable & reliable structure,, equipped perfectly, with high utilities, large bearing force ,safe & credible, easy manufacturing, uneasy lost ,conveniently for management & transportation, widely use etc.

碗扣式脚手架是一种新型承插式钢管脚手架，脚手架独创了带齿距扣接头，能够省时省力并且高效的拼拆操作，碗扣式脚手架主要由碗扣接头、立杆、横杆、斜杆、顶杆和其他配套构件组成。具有结构稳定可靠、配备完善、通用性强、承载力大、安全可靠、易于加工、不易丢失、便于管理和运输、应用广泛等优势。



- Multi-Functional** 多功能性强
- Durability** 更耐用，持久性更强
- Versatility** 更多用途
- Simplicity & Stronger** 更简单更结实
- Construction of viaduct bridge** 高架桥施工



Vertical Standard 立杆

类别 Classification	名称 Description	规格 Specifications	理论重量 (3.0为例) Theoretical Weight	材质 Material	表面处理 Surface
立杆 Standard	0.8m	φ48.3×(3.0-4.0)×800	4kg	S235JR/S355JR	喷塑 电镀锌 热镀锌 Powder coating Electro-galvanized Hot Dip Galvanized
	1m	φ48.3×(3.0-4.0)×1000	4.68kg	S235JR/S355JR	
	1.5m	φ48.3×(3.0-4.0)×1500	6.99kg	S235JR/S355JR	
	1.8m	φ48.3×(3.0-4.0)×1800	8.68kg	S235JR/S355JR	
	2.0m	φ48.3×(3.0-4.0)×2000	9.35kg	S235JR/S355JR	
	2.5m	φ48.3×(3.0-4.0)×2500	11.68kg	S235JR/S355JR	
	3.0m	φ48.3×(3.0-4.0)×3000	14.02kg	S235JR/S355JR	
	连接棒 connecting link	φ38×4.0×270	0.83kg	S235JR/S355JR	


Horizontal Ledger 横杆

类别 Classification	名称 Description	规格 Specifications	理论重量 (3.0为例) Theoretical Weight	材质 Material	表面处理 Surface
水平杆 Ledger	1.0m	φ48.3×(3.0-3.5)×951.7	3.57kg	S235JR/S355JR	喷塑 电镀锌 热镀锌 Powder coating Electro-galvanized Hot Dip Galvanized
	1.2m	φ48.3×(3.0-4.0)×1151.7	4.24kg	S235JR/S355JR	
	1.5m	φ48.3×(3.0-4.0)×1451.7	5.25kg	S235JR/S355JR	
	1.8m	φ48.3×(3.0-4.0)×1751.7	6.25kg	S235JR/S355JR	
	2.0m	φ48.3×(3.0-4.0)×1951.7	6.92kg	S235JR/S355JR	
	2.5m	φ48.3×(3.0-4.0)×2451.7	8.6kg	S235JR/S355JR	



Kwikstage scaffolding is also called quick stage scaffolding, It is a quick erect safety scaffolding system widely used in construction, dismantlement, commercial industrial, bridge road, airport, oil and gas, marine, petroleum, and so on. It is easy to assemble and has excellent stability and load bearing capacity.

澳式星星脚手架是一种可以安全快速搭建的脚手架系统，广泛应用与建筑，拆迁，商业工业、桥梁道路、机场、石油等多个领域，易于拆卸，易于组装，稳定性强，承载能力大。




Kwikstage Scaffolding 澳星式脚手架

类别 Classification	名称 Description	规格 Specifications	理论重量 Theoretical Weight	材质 Material	表面处理 Surface
立杆 Standard	1m	φ48.3×4.0×991	6.44kg	S355JR/SPHC	喷塑 电镀锌 热镀锌 Powder coating Electro-galvanized Hot Dip Galvanized
	1.5m	φ48.3×4.0×1486	9.25kg	S355JR/SPHC	
	2.0m	φ48.3×4.0×1981	12.05kg	S355JR/SPHC	
	2.5m	φ48.3×4.0×2476	14.85kg	S355JR/SPHC	
	3m	φ48.3×4.0×2971.8	17.66kg	S355JR/SPHC	
横杆 Ledger	560mm	φ48.3×3.0×418	2.7kg	S235JR/SPHC	喷塑 电镀锌 热镀锌 Powder coating Electro-galvanized Hot Dip Galvanized
	760mm	φ48.3×3.0×618	3.37kg	S235JR/SPHC	
	812mm	φ48.3×3.0×670	3.54kg	S235JR/SPHC	
	1000mm	φ48.3×3.0×858	4.17kg	S235JR/SPHC	
	1270mm	φ48.3×3.0×1128	5.07kg	S235JR/SPHC	
	1828mm	φ48.3×3.0×1686	6.94kg	S235JR/SPHC	
	2438mm	φ48.3×3.0×2296	8.99kg	S235JR/SPHC	
角钢 Angle Ledger	560mm	50×50×5×416	4.73kg	S235JR/SPHC	喷塑 电镀锌 热镀锌 Powder coating Electro-galvanized Hot Dip Galvanized
	760mm	50×50×5×616	6.24kg	S235JR/SPHC	
	812mm	50×50×5×668	6.62kg	S235JR/SPHC	
	1270mm	50×50×5×1126	10.08kg	S235JR/SPHC	
	1828mm	50×50×5×1684	16.28kg	S235JR/SPHC	
	2438mm	50×50×5×2294	21.64kg	S235JR/SPHC	
斜拉杆 Diagonal Brace	H1485L760	φ48.3×3.0×1736	7.21kg	S235JR/SPHC	喷塑 电镀锌 热镀锌 Powder coating Electro-galvanized Hot Dip Galvanized
	H1485L1270	φ48.3×3.0×2021	8.17kg	S235JR/SPHC	
	H1981L1270	φ48.3×3.0×2419	9.5kg	S235JR/SPHC	
	H1981L1828	φ48.3×3.0×2762	10.65kg	S235JR/SPHC	
	H1485L2438	φ48.3×3.0×2921	11.18kg	S235JR/SPHC	
	H1981L2438	φ48.3×3.0×3208	12.14kg	S235JR/SPHC	
三脚架 Bracket	上扣1板	50×50×5×192 steel angle	2.05kg	S235JR/SPHC	喷塑、电镀锌 热镀锌 Powder coating Electro-galvanized Hot Dip Galvanized
	上扣2板	50×50×5×462 steel angle	5.84kg	S235JR/SPHC	
	上扣3板	50×50×5×714 steel angle	8.16kg	S235JR/SPHC	

Stairs 踏步梯

Stair is a component to be used with scaffolding as access diagonally from lower to upper.
爬梯是脚手架系统里用来作为从下层到上层通道的组成部分。



Steel Plank 钢踏板




Steel plank
钢踏板

Catwalk with Hook
带钩钢踏板

Steel plank is a horizontal member designed to be installed with frame scaffolding to serve as a working platform. Its surface with non-skid treatment can prevent workers slipping from platform.

钢踏板是脚手架系统里的一个水平组成部分，用来组装成为工作平台。表面做防滑处理，可以防止工人在工作时滑倒。

类别 Classification	名称 Description	规格 Specifications	表面处理 Surface	备注 Postscript
钢踏板 Steel plank	钢踏板 Steel plank	200×45×1.0-2.0×1000-4000	热镀锌 预镀锌 Hot Dip Galvanized Pre-galvanized	踏板支撑架分为平撑和梯撑。踏板长度可根据客户需求任意定制。壁厚在1.0-2.0 踏板钩子为内径43mm钩子和内径50mm钩子，对应各种脚手架产品
	钢踏板 Steel plank	210×45×1.0-2.0×1000-4000		
	钢踏板 Steel plank	225×38×1.0-2.0×1000-4000		
	钢踏板 Steel plank	240×45×1.0-2.0×1000-4000		
	钢踏板 Steel plank	250×50×1.0-2.0×1000-4000		
	钢踏板 Steel plank	300×50×1.0-2.0×1000-4000		
带钩钢踏板 Catwalk	带钩钢踏板 Catwalk	200×45×1.0-2.0×1000-3000	热镀锌 预镀锌 Hot Dip Galvanized Pre-galvanized	Plate Rib or Square Rib Thickness: 1.0-2.0mm Length: can be customized Hook: 43mm or 50mm
	带钩钢踏板 Catwalk	210×45×1.0-2.0×1000-3000		
	带钩钢踏板 Catwalk	225×38×1.0-2.0×1000-3000		
	带钩钢踏板 Catwalk	240×45×1.0-2.0×1000-3000		
	带钩钢踏板 Catwalk	250×50×1.0-2.0×1000-3000		
	带钩钢踏板 Catwalk	300×50×1.0-2.0×1000-3000		
	带钩钢踏板 Catwalk	400×45×1.0-2.0×1000-3000		
	带钩钢踏板 Catwalk	420×45×1.0-2.0×1000-3000		
	带钩钢踏板 Catwalk	480×45×1.0-2.0×1000-3000		
带钩钢踏板 Catwalk	500×50×1.0-2.0×1000-3000			





Jack Base 平盘式可调底座

管 Screw	底座 Plate
m30(实心/Solid)×600mm	120×120×4mm
m32(实心/Solid)×600mm	120×120×5mm
m34(实心/Solid)×600mm	120×120×5mm
m38(空心/Hollow)×600mm	140×140×6mm
m42(空心/Hollow)×600mm	140×140×6mm



U-head Jack Base U型可调底座

管 Screw	底座 Plate
m30(实心/Solid)×600mm	100×120×45×4mm
m32(实心/Solid)×600mm	120×150×50×5mm
m34(实心/Solid)×600mm	120×150×50×5mm
m38(空心/Hollow)×600mm	130×200×68×6mm
m42(空心/Hollow)×600mm	130×200×68×6mm



杯式螺母
Cup Nut



叉子头
Fork Head



脚轮
Casters



弯销
G Pin



钢支撑螺母
Prop Nut



连接棒
Joint Pin



钢支撑丝头
Prop Sleeve



螺母
Nut



挂钩
Hook



插销
Pin



门架连接棒
Joint Pin



碗扣下碗
Bottom Cup



碗扣上碗
Top Cup



直销
Chain Pin



U型底盘
U head



方盘
Square Plate



花盘
Flower Plate



圆盘锁头
Blade





Sleeve Coupler
 Size: 48.3*48.3mm
 Weight: 0.98-1.0KG



JIS Pressed Swivel Coupler
 Size: 48.3 MM
 Weight: 0.5-0.65KG



JIS Pressed Double coupler
 Size: 48.3 MM
 Weight: 0.5-0.65KG



British Pressed Swivel coupler
 Size: 48.3 MM
 Weight: 1.0 KG



British Pressed Double coupler
 Size: 48.3 MM
 Weight: 0.85 KG



Drop Forged Double Coupler
 Size: 48.3MM
 Weight: 1.0KG




Drop Forged Swivel Coupler
 Size: 48.3MM
 Weight: 1.5KG



Fixed Girder Coupler
 Size: 48.3MM
 Weight: 1.50 KG



Board Retaining Coupler
 Size: 48.3MM
 Weight: 0.6-0.63KG



Ladder Clamp
 Weight: 0.5kg



Tie Nut
 Weight: 0.6kg



Screw tube
 Weight: 0.6kg



Ductile Iron Jack Nut
 Weight: 0.8kg



Ringlock Blade
 Weight: 0.38kg



Ringlock Blade
 Weight: 0.38kg



Putlog Coupler
 Size: 48.3 MM
 Weight: 0.6-0.63KG



Pin Coupler
 Size: 48.3*48.3mm
 Weight: 0.62-0.65KG



Drop Forged Swivel Coupler
 Size: 48.3MM
 Weight: 1.5KG



Casting Sleeve Coupler
 Size: 48.3MM
 Weight: 0.8-1.1kg



Casting Swivel Coupler
 Size: 48.3*48.3MM
 Weight: 0.65-1.2kg



Casting Double Coupler
 Size: 48.3*48.3MM
 Weight: 0.65-1.2kg

